


*Disposable
Decontamination
Shower and
Airlock System*

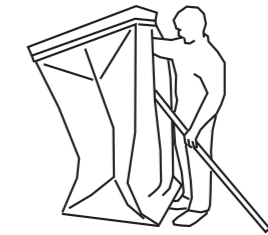
Grayling's D-Con Disposable Decontamination Shower and Airlock System

D-Con is a low-cost, durable and disposable decontamination solution for abatement projects

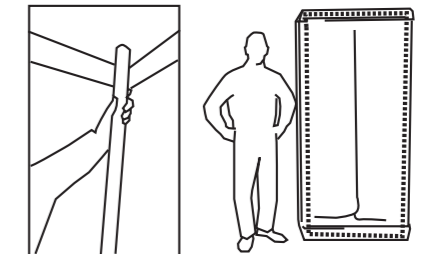
D-Con eliminates the hassle of constructing a decontamination facility on small, short duration projects. The D-Con sets up quickly and easily reducing your labor costs. It is the first all poly constructed unit, which means it can withstand the daily rigors of abatement projects without losing any structural integrity. All D-Con units are made from two layers of 6-mil poly and have triple-flap ingress/egress doorways. The D-Con is available in six different configurations, from the basic 3-stage unit to an extra large 3-stage unit, a 2-chamber clean room and equipment room unit for use with pop-up style metal showers. Each 3-stage configuration is also available in fire retardant polyethylene construction. Poles, drain water pick-ups and shower nozzle hardware are reusable and available separately. All D-Con units meet OSHA and EPA guidelines for decontamination facilities.




1. Sweep and clear the area where the units will be set-up, cut and lay a protective layer of poly on the floor.
2. Open the box carefully, do not use a knife, remove the D-Con units. D-Con 3 systems have a shower unit with blue entry ports at the base and an internal foam and plastic sump platform, and two units without ports and platforms that are the equipment and clean rooms. D-Con 2 systems have only the equipment and clean rooms and no shower unit.



3. Unfold the equipment room unit and stand the unit vertically by lifting the top panel through the entry. Enter the unit and insert the pole set. Pole sets are not included, and are available separately.



4. Position and tension the poles into the corners, set the poles back from the corner approximately 2-3 inches.
5. Apply double-sided tape around the perimeter of the opening, about 2 inches from the edge where the equipment room meets the work enclosure, pull off the adhesive backing and position and attach it to the work area poly, cut an opening into the work area poly to match the curtain doorway.



6. For D-Con 2, skip to step 9. For D-Con 3, repeat assembly instructions for the shower unit, note the sump (with blue ports) has an elevated plastic and foam platform to keep the worker out of the drain water. Position the system with shower so that the blue supply and drain ports face the adjacent water source and pump.
7. Apply double-sided tape around the perimeter of the opening, about 2 inches from the edge where the shower meets the equipment room, pull off the adhesive backing and position and attach it to the equipment room.
8. Attach the shower hardware (sold separately) by affixing it to one of the corner poles with the cable-ties. Cut the ends of the blue supply and drain ports and run the supply and drain hoses through and attach to the corresponding connections, seal by taping around the poly port to the hose.
9. Repeat assembly instructions for the clean room unit.





D-Con shower nozzle attaches easily to the support pole. Nozzle is reusable and has flow controls built-in with a direct-able shower head.

D-Con sump is elevated so the worker is above the waste-water. The sump is a full poly material construction, no wood or corrugated material here.

The D-Con top is made from clear poly, while the walls are translucent white, providing you the best lighting inside while maintaining privacy.

Pole-sets slip together easily and provide solid support tension at the corners. Constructed of durable, reusable, easy to clean PVC. reusable.

Ports are built in to the D-Con unit and allow easy, fast and water-tight installation of plumbing supply and drain lines.

Item	D-Con 3	D-Con Blue	D-Con 2	D-Con 3 4x4
packaging	3-room system with clean, shower and equipment room, poles and shower nozzle sold separately	Economical 3-room system with clean, shower and equipment room, poles and shower nozzle sold separately	Two clean and/or equipment rooms for use with standard pop-up style showers.	3-room system clean, shower and equipment room, poles and shower nozzle sold separately
white item number	1001005	1002002	1002006	n/a
fire retardant item number	1001006	1002003	n/a	1001008
configuration	clean/shower/equip	clean/shower/equip	clean/shower	clean/shower/equip
room dimensions	37"x37"x77"	37"x37"x77"	37"x37"x81"	48"x48"x81"
pole-set	77" pole-set sold separately	77" pole-set sold separately	81" pole-set included	81" pole-set (3 required) sold separately
shower nozzle	sold separately	sold separately	n/a	sold separately
mill thickness	2 layer, 6 mils	2 layer, 6 mils	2 layer, 6 mils	3 layer, 6 mils
				

additional items	77" Pole Set	81" Pole Set	Shower Hardware
description	77", 2-piece poles, set of 12, one set required per 3 units	81", 2 piece poles, set of 4, one set required per room	Directable shower nozzle with hot/cold flow control
item number	1004001	1004002	1005001